









Look at the recipe and do the exercises to practise and improve your writing skills.

**Preparation**

Write the name of the food in the boxes below the picture.

red pepper	onion	tomato	bacon	pasta	oil	saucepan	cooking pot
							
							

*My favourite dish* Pasta with bacon and tomato sauce

**Ingredients**

- 1 red onion
- 2 red peppers
- 120 g bacon
- 1 can (450 g) tomatoes
- 1 cup water
- olive oil
- garlic
- oregano
- 50 g pasta per person



**Method**

- 1 Cut the onion, red peppers and bacon into small pieces.
- 2 Heat some olive oil in a pan and fry the onion, red peppers and bacon.
- 3 Add oregano, garlic, tomatoes and water and cook for 20 minutes.
- 4 Cook the pasta in a big pot of boiling water.
- 5 Serve the pasta with the sauce, and enjoy!

## Top Tips for writing

1. When writing a recipe or instructions, use numbers to indicate the stages and use the base form of the verb (imperative) to give instructions.
2. Use commas between things in a list. Use 'and' between the last two things.

### 1. Check your understanding: true or false

Circle *True* or *False* for these sentences.

- |    |   |             |              |
|----|---|-------------|--------------|
| 1. | You need two red onions to make this dish.                            | <i>True</i> | <i>False</i> |
| 2. | You need about 450 g of tomatoes to make the sauce.                   | <i>True</i> | <i>False</i> |
| 3. | 450 g of pasta is enough for only one person.                         | <i>True</i> | <i>False</i> |
| 4. | You should cut the onions, peppers and bacon before you fry them.     | <i>True</i> | <i>False</i> |
| 5. | You should add the oregano and garlic before you fry the ingredients. | <i>True</i> | <i>False</i> |
| 6. | You need to fry the pasta in a big pan.                               | <i>True</i> | <i>False</i> |

### 2. Check your writing: punctuation – commas

Add commas to these sentences and rewrite them on the line below.

1. To cook spaghetti you'll need spaghetti tomatoes meat and some cheese.  
.....
2. Noriko can speak Japanese English Chinese French and a little Arabic.  
.....
3. On Monday we study Science Maths and English. On Tuesday we have sports all day and on Wednesday we have English Music and History.  
.....  
.....
4. I love playing team sports like football basketball cricket baseball or even rugby. I don't like individual sports like golf tennis or badminton but I love running.  
.....  
.....

### 3. Check your writing: multiple choice – verb forms

Circle the correct verb form to complete these sentences.

1.      **Cut / Cutting / Cuts** the carrots and onions into small pieces, then **added / adding / add** them to the salad.
2.      **Cook / Cooked / Cooking** the meat for about 12 minutes.
3.      **Boil / Boiled / Boiling** the water for 5 minutes, then **add / adding / added** the pasta.
4.      Don't forget to **washed up / washing up / wash up** after you have finished eating.

#### Discussion

What dishes can you cook? How often do you cook?